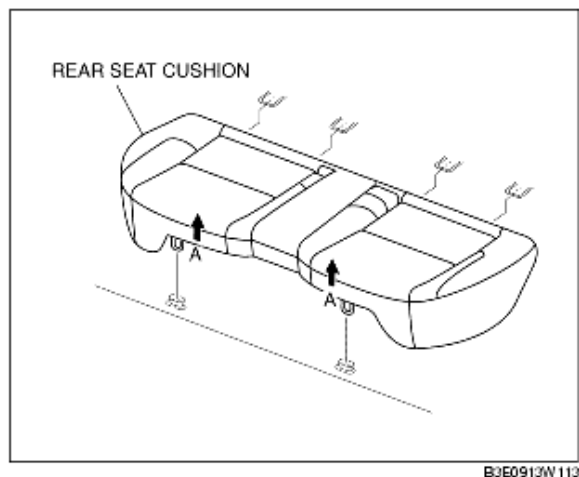


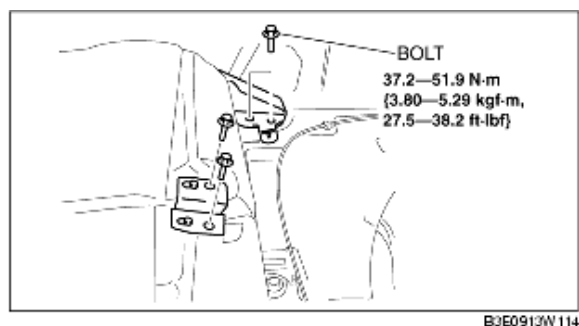
## REAR SEAT REMOVAL/INSTALLATION

B3E091357200W01

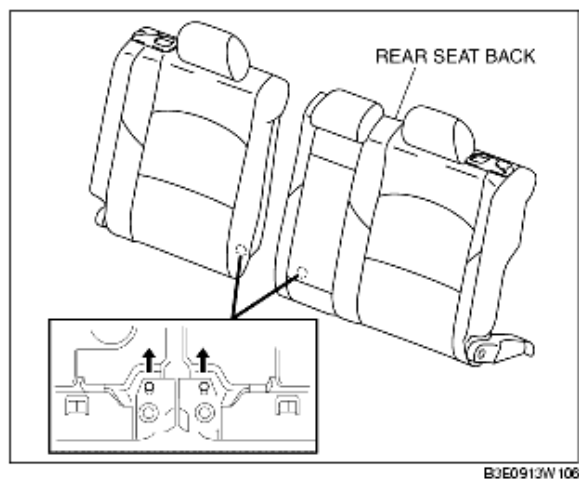
1. Lift points A in the direction of the arrows and remove the rear seat cushion.



2. Fold the rear seat back.
3. Remove the bolts.



4. Raise the rear seat back in the direction of the arrows and detach the connecting part between the rear seat back and bracket.



5. Remove the rear seat back.

6. Install in the reverse order of removal.